



Ya Ha Tinda Ranch



Cermona Heritage Centre



Perronoud Homestead

Vice President's Message:

Hello all: Recent discussions have identified the need to firm up tour dates and participants for the Ya Ha Tinda 2-3 day tour mid-August, & the day tour for the Perronoud / Cremona Heritage Center in July.

* A Sunday date is preferred for the day tour, As of this letter, Sunday, July 21st has been chosen. But we need to get some idea for numbers participating in the T day tour at Cremona. Let's label it '**T tea tour**'. We are expected to lunch stop at the Cermona Heritage Center for a couple of hours to discuss & display our cars to the visiting public that day. Info and pictures of the Heritage site are available at mvetheheritagecentre.com.

* The Ya Ha Tinda tour is proposed to happen mid-August (13-15). Info on accommodation can be viewed at pantherriver.com. We need to book numbers participating, and what type of accommodation they require (cabin, tent, RV). The club may need to provide a deposit, to secure accommodations. One day will be a day tour to the ranch and back. The other will be a day tour of the backcountry roads in the area around camp, to be finalized on arrival, and in consideration of weather conditions at the time. Any further questions, please contact any of the tour organizing committee, or call Rod Wallace at 403-932-1774 Thank you. Rod

From the Editor:



Thank you for the encouragement to continue as your editor. As mentioned, I want to keep the concept of guest-written articles going. I have open months for September and October should you wish to explore your hidden 'writing' talents. Thanks to Chris Bamford for his article this month. Some of what Chris submitted has been reduced to fit our format. Full graphics are on our web site, or you can check out Google Books for the full article and possibly larger illustrations. Thanks to Glen McDonald for the 'magneto gap gauge' note and photo under *T Tool Time*.

Ross Benedict



Minutes of the Foothills Model T Ford Club Meeting January 23, 2019 The Hangar

President Harry Lillo called the meeting to order at 7:33pm. 24 members attended. There were 3 guests at the meeting Spencer Zelinka and his friends Mitch and Joel. Spencer has a restored 1916 Brass Runabout. Harry thanked the executive for their service and explained that the Webmaster and Newsletter roles will be split for the coming year. Darren Lloyd will stay on as webmaster and Ross Benedict will take over as newsletter editor. It was also noted that Eileen has been membership secretary for 20 years.

Minutes – Kristen moved the minutes from October be approved as circulated. Seconded by Rod Wallace. Carried.

Treasurer's Report – Larry presented the finances for November and December. He moved his report be approved as presented, seconded by Peter Anderson. Carried.

Larry also passed around pictures from Reynolds Museum. Oscar Simrose coordinated the rebuild of a Model T that is still at Reynolds and is quite often out on display.

Membership - Eileen reported that as of tonight we have 81 members who have renewed for 2019. Eileen thanked Larry for organizing a phone committee to remind members that their dues are due by December 31st. The committee consisted of Tom Cerkenac, Tom van Dijk and Rod Wallace. There are still 10 members to renew and they are not current members of the MTFCA either. Four members who have not sent in dues yet are members of MTFCA. If all 14 members renew, we could have a total membership of 94 for 2019. According to Eileen's records 42 members belong to the MTFCA, when the 3 renew, we will have 45 members belonging to the MTFCA. This brings us close to the 50% required to retain Chapter status. Please consider joining the MTFCA; the cost is \$50.00 US. If you join, please let Eileen know your 5 digit membership number that will be in the 50,000s. Please advise Eileen if there are any changes to your membership information including address, phone numbers and email address. Eileen will pass email changes to Darren so that he can continue to send out messages and to Kristen so that she can make changes to the roster. If you wish to purchase a magnetic name tag, the cost is \$5.00 payable on ordering. Please contact Eileen or Art Jewell if you wish to order and they will try to have them back for the next meeting. Since the November meeting, Eileen has sent get well cards to Wayne Anderson, Bob Hauswirth, Orest Kitzul, Bill Price and Cliff Proctor. We wish them all speedy recoveries. Eileen also sent a sympathy card to Ken Todd in the recent passing of Mernelda. If anyone knows of members Eileen should send a card to please contact her. Eileen is also busy catching up with members who qualify for 10 and 25 year pins. Some were handed out at the Christmas Party, and she has mailed a few 10 year pins out as members renew. Art and Eileen have booked the 2019 Christmas Party for November 23. Eileen and Harry presented 10 year pins to John and Syndie Jorgensen.

Website – Darren has updated email lists

Newsletter – Ross reported that he wants to continue the format that Darren started with members submitting articles. He has asked Glen for future articles about our tool collection. Ross would also like to have some trips to senior's centres again this summer and will be working on organizing that.

Tools – Glen reported that everything is accounted for.

National Club – Keith reported that Rick Bonebright was elected to the board of directors for the MTFCA. Keith also passed along the tragic news regarding fellow Model T member Sophia Renken, Sophia was found murdered at her home in Nevada. Sophia has been to many Model T tours and was known by many. Keith also reported that Chris has been busy working with the new MTFCA Forum format.

Librarian – Jonathan reported that he had searched for and scanned an article for Ross on Winfield Carburetors.

Tours – Rod and Les brought more information on a summer tour to the Ya Ha Tinda. At Panther River Adventures, (pantherriver.com) the old Mountain Aire Lodge, there is a new facility with all levels of accommodations available. Cabins, RV and tent spaces available. Mostly gravel roads. Mid-week is better for everyone traffic, accommodations etc. Show of hands interest of about 15 cars.



Possible day tour Perronoud / Cremona Heritage Centre. Called the "T Tea Tour". We would have a catered lunch and display the cars for a couple of hours – a Sunday in May or June was suggested.

Tom reported that there is a Model T tour running in Normandy France this year if anyone was interested.

Old Business- Harry brought forward a suggestion that rather than a President's tour we have a driving school that would encourage spouses to come out and learn to drive the T's if they were interested and we would have a potluck meal. We could have Model T games etc.

SVAA & NAACC Memberships are due. Each are \$5 per member and added Directors and Officers Insurance is \$2 per member for a total of \$12 per member. **Motion:** Don't renew the NAACC Membership only the SVAA and investigate whether we need the \$2 Directors and Officers. Seconded by Tom Cerkvenc.

Discussion: do we need to renew both memberships and is the insurance necessary.

Keep SVAA not NAACC (what do they do for us)

What are repercussions if we don't renew

Should be checking with the MTFCA – re level of their insurance coverage in Canada.

It was pointed out that the club should have a copy of the SVAA and MTFCA'S policies to see what the wording of the policy is. After discussion it was decided more investigation needs to be done. Larry will investigate so the motion to renew membership in either club has been tabled for now.

Motion: Robb moves we donate \$100.00 to the Veterans Food Bank as we have in the past. Seconded by Eileen. This motion was originally voted on in November. We have determined there is a new Veterans Food Bank that is accepting donations, so Larry can proceed with this.

New Business- The MTFCA provided all Chapters with a free membership to be awarded as each club desired. The Executive would like to award that membership to Darren Lloyd. As a new member, Darren took on the role of Webmaster and Newsletter Editor and has done a great job of both. The executive feel he is very deserving of this membership.

Discussion: Christmas Party, as reported by Eileen the 2019 party has been booked for November 23. For the past years attendance at this event has dropped off. Eileen and Art have worked hard to make this event a success, selling tickets, booking the venue, decorating and arranging for our special guest or guests.

What can we do to increase numbers?

Do we have the right venue? Maybe a golf course?

Or right time of day?

Karin Schubert suggested that perhaps we look into have a brunch or luncheon event as more people may feel comfortable attending – don't have to drive in the dark.

Is cost the issue? Perhaps we could invite other guests i.e. Model A members

Keith reported that the Springbank Heritage Club may be an option.

Is the menu / food the issue if a brunch not limited to turkey?

Members will start to investigate to determine what other options available – we will not cancel the Chapelhow Legion booking at this time.

Fulton Estate: Four of Roy Fulton's cars are for sale, please contact Keith Robinson or Bruce Brander.

Report: Harry was at Uncle Weiner's (liquidation warehouse) and gloves were on special. Harry and Robb also discussed the benefits of Element Fire Extinguisher as the Lillos recently had a fire in their basement caused by a faulty lithium battery.

Correspondence- Included with Ken and Barb Canning's membership renewal was a thank you note and donation for postage. Barb thanked all those that were able to assist with the garage sale. There was also a note from Teri Holt that accompanied Roy Gale's membership renewal. She reported he is 98.5 and is still driving his Model T.

Robb reported that tire irons were available at Princess Auto for \$5.00.

Glen McDonald won the 50/50.

Thank you to Larry for donuts and cookies.


Popular Science & The Popular Car

From 8- Cylinder Flivvers to the One-Pedal

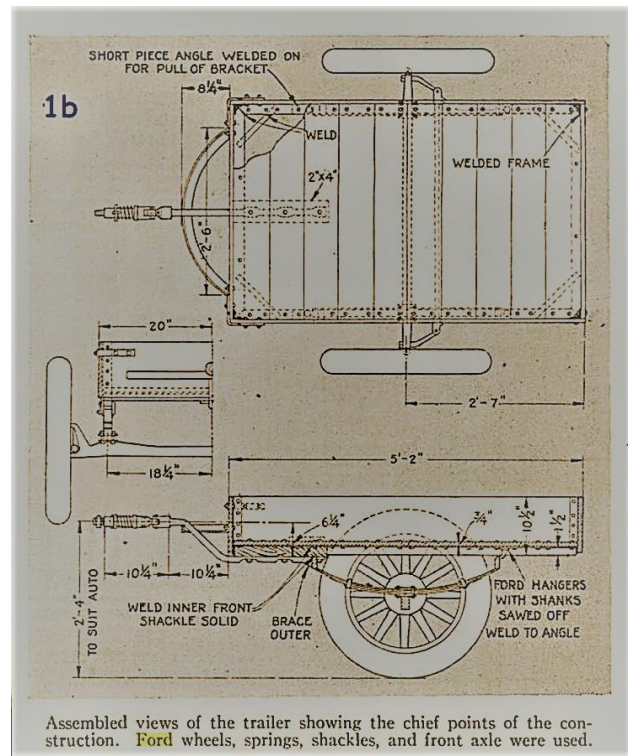
Chris Bamford

My late father had stacks of vintage Popular Science and similar magazines from the 1930s to '50s. I perused them often as a kid and still enjoy losing myself in that very different world every now and again. That was an era when the average guy was technically curious, much handier with tools, and vastly more self-reliant. One recurring topic in these magazines was the automobile, and unsurprisingly, Model Ts made it into almost every issue. Here, thanks to the miracle of Google, are a few random T-related items from 1920 through 1930. Not all the supporting text is included; for the full articles and/or to peruse these great magazines for yourself, go to Google Books, type in, say, "Popular Science 1926", choose an issue and search for "ford" to get a selection of five references in that issue.

1a & 1b. The April 1930 issue described how to build a utility trailer utilizing old Model T components. Total cost was \$23.30 including \$0.50 for "an old Ford axle."



The empty trailer weighs 200 lb. and is attached by means of a universal coupling, which is bolted to the spare wheel carrier.




2. A simple and effective Ford pedal lock was illustrated in February 1923.



This safety lock for Ford cars consists of an iron bar slipped between the reverse and gear levers and locked to the brake

3. January 1921 featured a novel intake manifold lock for your Model T.

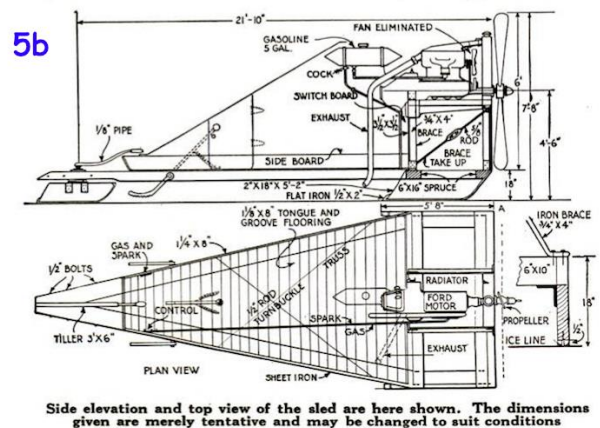



5a & 5b. The December 1921 cover feature was an "Aero Sled" that could be built at home using a Model T powerplant. This was no small machine — suggested dimensions are 23' + length and 6' + width.



4. H. W. Cochran of Coatsville, PA built an eight cylinder racer using two Model T engines in a stretched 139" chassis, which was written up in August 1922.

4 Tandem Engines Convert "Flivver" into Racer



6. Charles Marston of Brooklyn NY patented a selective gear control for Model Ts with one pedal control for all speeds including reverse and brakes. July 1920.

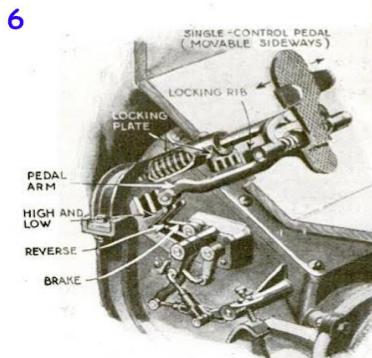
July, 1920

Change the Speed with Your Foot

A RESIDENT of Brooklyn, Charles A. Marston, has patented a selective gear control with but one pedal for all speeds, including reverse and service brakes. It is designed to eliminate the objectional features existing at the present time in the Ford arrangement of three pedals close together.

With this device the operator needs to use only one foot to make all of the speed changes without removing his foot from the single pedal. It does away with the holding of the "low and high" pedal in neutral position with the left foot, when using the foot brake or reverse with the right foot.

The pedal, being free to slide sideways, centers itself when released midway between its limits of lateral travel. If it is desired to start the car forward the operator would thrust the pedal to the left and press downward, at the same time releasing the hand brake. To go into high the pedal is let go which immediately centerizes itself so that when it is necessary to stop the pedal is merely pressed downward.

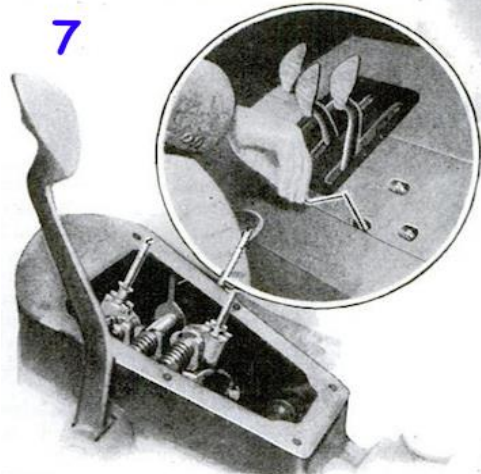


Gear shifting is all done with one foot on this Ford which has selective gears and a sliding pedal

7. The July 1926 issue illustrated an apparatus by means of which all three bands could be adjusted without removing the inspection cover. A novel approach but methinks rather prone to oil leaks.

Crank Adjusts Bands

The remarkable outfit, below, is fitted to the transmission of the Ford car, and, by way of holes bored through the floor board, a small hand crank can be used to turn the projecting rods. It requires but a few seconds' time to adjust all three bands

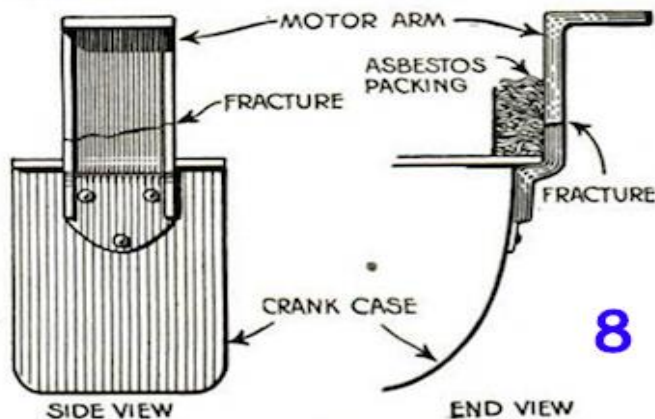


8. A simple method of repairing a broken engine pan arm without removing the engine was described in the January 1920 issue. Article neglects to recommend keeping a fire extinguisher nearby!

To Repair a Crankcase Arm without Removing Engine

BY the following method a Ford crankcase arm, which has been broken, may be repaired in an hour's time without removing the engine from the car.

Hoist the car up to an angle of 45 degrees by means of blocks attached to the wheels on one side. Pack the



One of those little things that every Ford-owner ought to know about

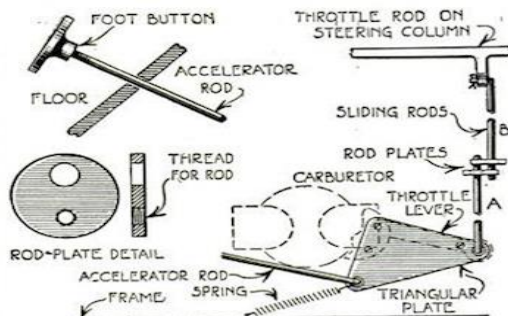
fracture and surrounding parts with asbestos packing to prevent their being damaged by the excessive heat, and weld the arm with an oxyacetylene torch.

9. As practical today as it was in October 1920 is this homemade foot pedal accelerator for your Model T Ford.

9 A Homemade Accelerator for the Ford Car

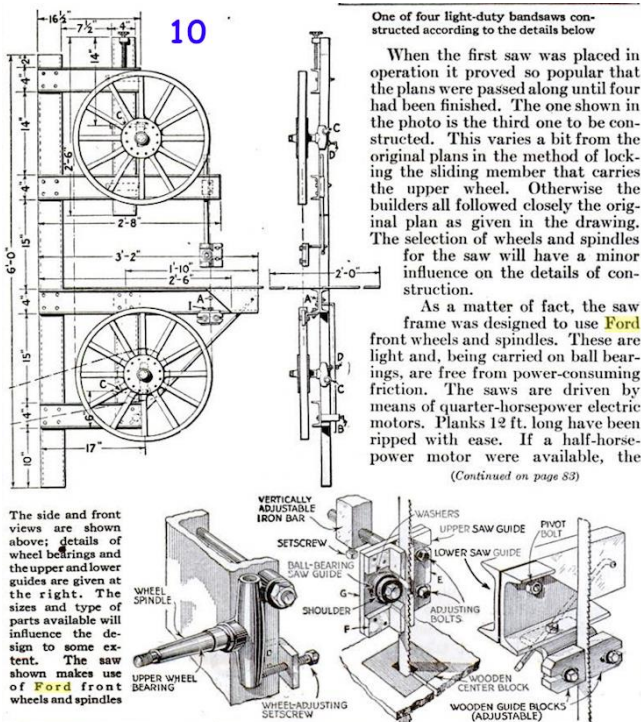
AN accelerator for your Ford, by which the speed of the car can be controlled by the foot, can be made at home of odds and ends about the work-bench at practically no cost. The general layout showing the operation of this idea is shown in the illustration, with all details of individual parts.

First, the rod connecting the rod from the steering-wheel to the throttle-lever on the carburetor is removed.



Here are the various parts needed for your homemade Ford foot accelerator

10. For the more ambitious DIYer, the February 1926 issue described how to build one's own drill press utilizing many cast-off Model T parts.



One of four light-duty bandsaws constructed according to the details below

When the first saw was placed in operation it proved so popular that the plans were passed along until four had been finished. The one shown in the photo is the third one to be constructed. This varies a bit from the original plans in the method of locking the sliding member that carries the upper wheel. Otherwise the builders all followed closely the original plan as given in the drawing. The selection of wheels and spindles for the saw will have a minor influence on the details of construction.

As a matter of fact, the saw frame was designed to use Ford front wheels and spindles. These are light and, being carried on ball bearings, are free from power-consuming friction. The saws are driven by means of quarter-horsepower electric motors. Planks 12 ft. long have been ripped with ease. If a half-horsepower motor were available, the

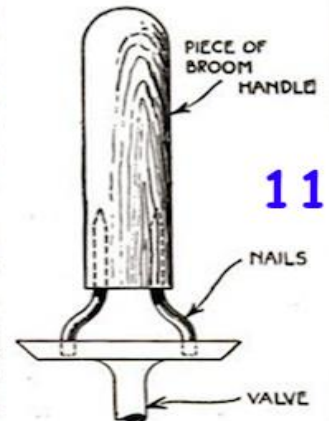
(Continued on page 83)

11. No Valve grinder? No problem! A simple valve grinder could be made in minutes from an old broom handle and two bent nails. February 1921.

A New Emergency Ford Valve-Grinder

WHERE a regular grinder tool for rotating a valve of a Ford or similar type of automobile is not available, an improvised tool can be made in a few minutes from a 5-in. section of a hoe- or broom-handle and 2 nails or 3/32-in. drill-rods.

Drive the steel pins into the handle firmly, cut off evenly, and bend the points out to correspond with the holes in the valve-head. —G. A. LUERS.




In an emergency a homemade valve-grinder will do

110

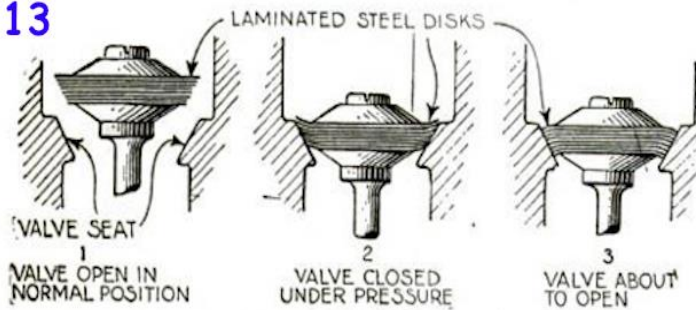
12. A much fancier valve-grinding setup was described in May 1921. This could do all eight valves with only one set up of the apparatus.

GRINDING ALL THE FORD VALVES IN ONE OPERATION



13. Not T related but still on the topic of valves, this snippet from August 1920 illustrated unusual multi-disk valves that "do not need grinding".

13



Automobile engine valves made of thin laminated disks of steel which do not need grinding

14. Again, not Ford-related but with a Tip O' the Hat to my Calgary T friends, this photo from January 1920 shows the special sightseeing tramcar operated by your street railway system. See Calgary Today!



14

A Trolley Car in Gold and White

If, by chance, you should go some day to Calgary, Canada, remember this: you will not need to hire an automobile or pay a high price for a seat in a bus in order to see the town. Why not? Because the street-car railway owns an elaborate sight-seeing car that makes regular trips each day in the course of which it covers all the trolley tracks in the city.

If any of the photos in Chris's article are of interest, please [check here](#) for larger photos or, check out Google Books for the full article text and possibly larger illustrations.

Upcoming events:

February 15 & 16 Early Bird Swap Meet – Lethbridge Exhibition Park 8:00 AM to 4:00 PM
February 22-24 World of Wheels – BMO Centre, Calgary
February 27 Club Meeting – The Hanger, Calgary
March 27 Club Meeting – The Hanger, Calgary
April 24 Club Meeting – The Hanger, Calgary
May 3 & 4 CAVAC Swap Meet - Red Deer Exhibition Park Fri. 3:00 PM to 8:00 PM, Sat. 8:00 AM to 4:00

T Tool Time

The club owns a K R Wilson magneto gap gauge that provides a quick and accurate method of checking the height and alignment of the magnet clamps. As well, it saves considerable time in attaining the correct gap between the magnet clamps and the coil cores when assembling the transmission to the engine.



Executive:

President	Harry Lillo
Past President	Ross Benedict
Vice President	Rod Wallace
Secretary	Kristen Anderson
Membership	Eileen Jewell
Treasurer	Larry Kynoch

FEBRUARY BIRTHDAYS

1 Marilyn Lundquist	8 Mike Reid
11 Marjorie Patterson	15 Chris Brancaccio
16 Lawrence Gould	17 Danin Bodnar
17 Emanuel Cohen	20 Cliff Proctor
22 Dorothy Gould	28 Margriet Van Dijk

Did You Lose a Crank?: I am looking for the owner of a T crankshaft that was left at a Balancing shop some five years ago. If you think it is yours, please give me a call at 587-888 9393.

Classifieds:

Please note: All Advertisements from club members will be published in three consecutive issues, free of charge. **Non- member advertisements relating to the Model T will also be published free of charge as space permits.** Send info by e mail to the editor at rbmanagement@shaw.ca or call 403-651-1612. Check the website for current classifieds.
<http://www.foothills-t.club/classifieds/>



For Sale: 1925 Tudor, Running, good tires and upholstery. Contact Ken and Barb Canning at 403-932-5522. (3)



For Sale: A set of 4 1935 Ford wire wheels mounted on rims and one spare rubber tire, with front spindles and rear backing plates etc.\$600.00. Several Ford Model T 21 inch metal fellos. \$15.00 each. Several Ford Model T wheels using rims with wood fellos \$50.00/each Call Al at 403-274-4474, Calgary (2)

Wanted: Looking for 1918 Model T Touring car. Must be Canada built and in restored condition, no projects. Contact Bob Callfas 780-922-4034 or e-mail bcallfas01@hotmail.com (3A)

FULTON ESTATE SALE



1914
DEPOT
HACK
\$14,000
obo



1919
Touring
\$10,000
obo



1924
Speedster
\$11,000
obo



1926
Fordor
\$12,000
obo

For details contact: Keith Robinson
@ 587-888-9393 or
Bruce Brander @ 403-507-5199

Please check out our web page CLASSIFIEDS for possible additional ads, more photos of vehicles listed here, and other items.

Classifieds continued:



For Sale: 1927 Ford Roadster Pickup. Great winter project. Wire wheels, no fenders, splash aprons, or running boards. The box is made from pine wood from the owners acreage and is a 1925 box pattern. Motor is good. Hood included, radiator (high) and grille shell, running board brackets and many extra parts. \$5000. Willing 'to flip (split??) the shipping' - Marcel 204-742-3475 in Manitoba. [Additional photos on Web Classifieds.](#) (1)



FOR SALE: 1926 roadster rebuilt about 10 years ago, ground up, Rocky Mountain brakes and Ruckstall axle. An excellent driver. Requires new battery. Has not been driven for the last 6 years, properly winterized and stored inside. I bought the engine from Gord Watt just before his passing. Gord was planning to use it in his future T racer. He told me that it has an A crank and hi compression head. Some minor paint chips. Located in NW Calgary. Call 403-275-6248; or, Email - artview@shaw.ca Asking \$ 12.500 (1)

FOR SALE. 1927 Ford Model T Coupe (Barn find). Original condition, mostly there. Would run, with clean up, wire wheels, still has parts of interior, \$4000.00. 1927 Ford Model T Roadster, (Barn find), wire wheels, would run, missing top bows & hood, has turtle deck with lid, \$4000.00. He is looking for a 1957 TR3 project. Andy McGywer, Gibbons, AB 780-975-9091. (1)

Join the Club:

The Model T Ford Club of America Membership Application

Name

Address

City, Province

Postal Code

Annual Dues Includes six issues of THE VINTAGE FORD regardless of the date of initial enrollment: \$50.00 (in U.S. funds) for outside the U.S.

Mail To: The Model T Ford Club of America

P.O. Box 126

Centerville, IN 47330-0126

You can register online at www.mtfca.com or phone the MTFCA office 765-855-5248

Please phone Eileen Jewell 403 282-3753 and let her know your MTFCA Membership #

Foothills Model T Ford Club Membership Application

Please send form along with \$35.00 dues of to:
**Eileen Jewell, 2728 - 18th Street N.W.,
Calgary, Alberta T2M 3T8**

Name

Spouse

Address

City, Province

Postal Code Phone

E-mail

MTFCA #

Your Birth Month and Day

Your Spouse's Birth Month and Day

Year and Style of T's You Own